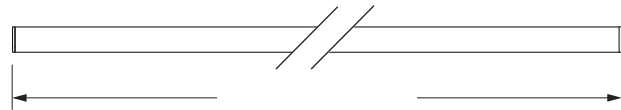
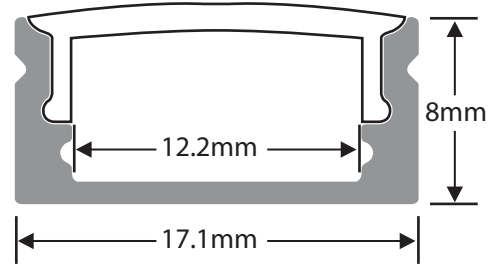


# POWER STRIP™ 7

L7050 LED

Project name: \_\_\_\_\_

Type: \_\_\_\_\_



FRONT VIEW

Miniature profile for architectural lighting applications. This light element has almost limitless applications where uniform diffused light is desired.

**Luminaire characteristics:** Luminaire only

**Input load:** 4.6W/ft. (LED only)

**Lumens:** 150 to 175 lm/ft. (delivered 3000K)

**Luminaire efficacy:** 23 to 27 lm/W (3000k)

**Source:** LED module

Color temperature: 3000K, 3500K, 4000K, 5000K

**Lumen maintenance:** 70% of initial lumens at 50 000 hours

**Optics:**

**Wide flood:** 82° with white diffuser.

Á

**Mounting:** Full length mounting slot for adjustable mounting system. Mounting screws and support system included. 3ft long power cable included.

**Material:**

Body: Aluminum extrusion

End caps:

**Electrical:** See remote power supply page 2.

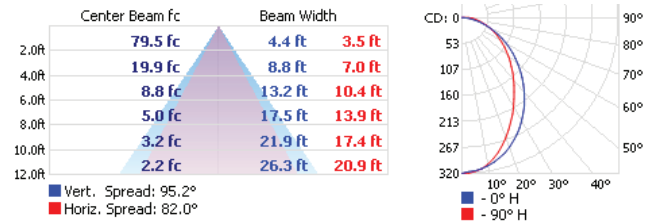
**Dimming:** See remote power supply page 2.

**Finish:** gray

Á

**Warranty:** 5 year limited warranty.

Nominal length	Actual length	Input Amps 24V DC	Nominal length	Actual length	Input Amps 24V DC
6"	6 7/8" (175mm)	0.10	52"	51 3/4" (1314mm)	0.82
8"	8 7/8" (225mm)	0.13	54"	53 5/8" (1362mm)	0.86
10"	10 3/4" (273mm)	0.16	56"	55 5/8" (1413mm)	0.89
12"	12 3/4" (324mm)	0.19	58"	57 5/8" (1464mm)	0.92
14"	14 3/4" (375mm)	0.22	60"	59 1/2" (1511mm)	0.95
16"	16 3/8" (422mm)	0.25	62"	61 1/2" (1562mm)	0.98
18"	18 5/8" (473mm)	0.29	64"	63 3/8" (1610mm)	1.01
20"	20 1/2" (521mm)	0.32	66"	65 3/8" (1661mm)	1.05
22"	22 1/2" (572mm)	0.35	68"	67 3/8" (1711mm)	1.08
24"	24 1/2" (622mm)	0.38	70"	69 1/4" (1759mm)	1.11
26"	26 3/8" (670mm)	0.41	72"	71 1/4" (1810mm)	1.14
28"	28 3/8" (721mm)	0.44	74"	73 1/8" (1857mm)	1.17
30"	30 1/4" (768mm)	0.48	76"	75 1/8" (1908mm)	1.20
32"	32 1/4" (819mm)	0.51	78"	77" (1956mm)	1.24
34"	34 1/8" (867mm)	0.54	80"	79" (2007mm)	1.27
36"	36 1/8" (917mm)	0.57	82"	81" (2057mm)	1.30
38"	38 1/8" (968mm)	0.60	84"	82 7/8" (2105mm)	1.33
40"	40" (1016mm)	0.63	86"	84 7/8" (2156mm)	1.36
42"	42" (1067mm)	0.67	88"	86 3/4" (2203mm)	1.39
44"	43 7/8" (1114mm)	0.70	90"	88 3/4" (2254mm)	1.43
46"	45 7/8" (1165mm)	0.73	92"	90 3/4" (2305mm)	1.46
48"	47 7/8" (1216mm)	0.76	94"	92 5/8" (2353mm)	1.49
50"	49 3/4" (1264mm)	0.79	96"	94 5/8" (2403mm)	1.52



SPECIFICATION SHEET

# POWER STRIP™ 7

L7050 LED

Project name: \_\_\_\_\_

Type: \_\_\_\_\_

ORDERING INFO

MODEL	LENGTH	LAMPING	OPTIC	MOUNTING	FINISH
<b>NOMINAL LENGTH</b> _____ 06" to 96" 02" increments		<b>LAMPING</b> <input type="radio"/> L27 - 500K <input type="radio"/> L30 - 3000K <input type="radio"/> L35 - 4000K	<b>OPTIC</b> <input type="radio"/> WLF - Flood <input type="radio"/> CL - Clear	<b>MOUNTING</b> <input type="radio"/> A - 90° <input type="radio"/> B - Wall <input type="radio"/> C -	<b>FINISH</b> <input type="radio"/> 01 - Aluminum Gray

**REMOTE POWER SUPPLY OPTION (TO BE ORDERED SEPARATELY)**  
 Requirement for one (1) fixture (LED only) : 4.6W/ft, 24VDC

- @164445-0024-040-120-D3
- @164450-0024-072-UNV-D10
- @164551-0024-080-120-LTE
- @164448-0024-100-UNV-D10

**REMOTE POWER SUPPLY OPTION**  
(TO BE ORDERED SEPARATELY)

Watts	Min-Max	Voltage	Rated	Dimming protocol	Box dimensions	Max distance 16AWG	Code
40	14" - 8ft	120V	Indoor	Lutron Leading edge	6" X 6" X 3" (152 X 152 X 76mm)	100ft (30m)	L464445-0024-040-120-D3
72	Up to 15ft	120-277V	Indoor	0-10V	8" X 8" X 4" (203 X 203 X 102mm)	70ft (21m)	L464450-0024-072-UNV-D10
80	1ft - 16ft w/o dim 74" - 17ft w/ dim	120V	Indoor	Leading and trailing edge (ELV and TRIAC)	14" X 5" X 2" (356 X 127 X 51mm)	70ft (21m)	L464551-0024-080-120-LTE
100	3 - 21ft	120-277V	Indoor	0-10V	10" X 8" X 4" (254 X 203 X 102mm)	40ft (12m)	L464448-0024-100-UNV-D10

\*For other remote power supply options, please contact factory

SPECIFICATION SHEET