

SPOTE™ 1.0

LED OUTDOOR RATED

TYPE:

PROJECT NAME:



MODEL #	WATT	LED	OPTICS	FINISH	VOLTAGE
---------	------	-----	--------	--------	---------


DESCRIPTION:

Adjustable outdoor spotlight; easy to install in walls or floors. A versatile product, suitable for illuminating plants, doorways, commercial signs and plaques. IP68 rating, AISI 316L steel. Provided wired with a 1.5 m neoprene cable. Can be installed on the ground with an optional peg.

INSTALLATION NOTE:

Must be wired in series when two or more are wired together with same driver.

SPOT LIGHT



SPOTE 1.0 Dimensions

L5CF10



LED COLORS

- 0. 5000K WHITE
- 1. BLUE
- 2. GREEN
- 3. RED
- 5. 3000K WHITE

FINISH

- I. STAINLESS STEEL

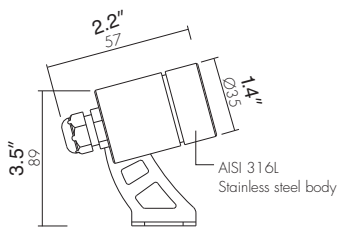
- WATTAGE** 1W 2W

- VOLTAGE** 120V 220V 277V

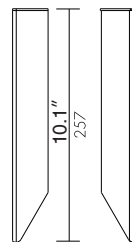
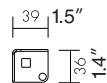
OPTICS

- L. 40°
- M. 25°
- S. 10°

SPECIFICATION SHEET



ACCESSORIES



LWP0100
PEG FOR GROUND FIXING

SPOTE™ 1.0
LED OUTDOOR RATED

