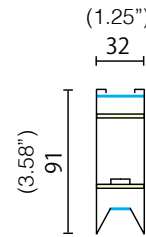
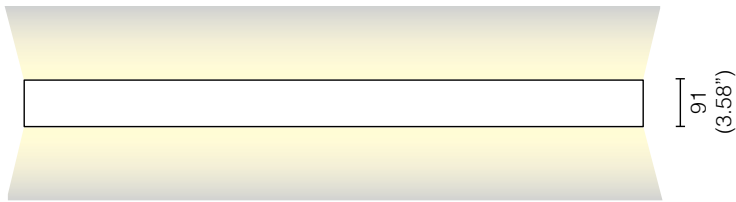



FUSION™

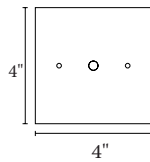
WALL LED

TYPE:

PROJECT NAME:



INSTALLATION NOTE:
Comes with 4" SQUARE backplate
to cover the junction box



	↘70° / ↗120°
TC	3000K / 4000K
IP	40
CRI	>80
EEI	A++
RG	0
08	Bianco satinato

SPECIFICATION SHEET

ORDERING INFO

Model	Length	Direct	Indirect	LED	Body Finish	Optic	Dimming	Voltage
○ L25A9-616DI (Direct Only)	○ 02: 2'	○ 5W/FT	○ 5W/FT	○ 30K (3000K)	○ 02: Black ○ 08: White	○ FD (Frosted)	○ LTE (Leading/ Trailing Edge Dim)	○ 120V ○ 277V
	○ 03: 3'	○ 7W/FT	○ 7W/FT					
	○ 06: 6'		○ Empty					
○ L25A9-616DIIN (Direct + Indirect)	○ 04: 4'			○ 35K (3500K)				
	○ 08: 8'			○ 40K (4000K)			○ 010V (0-10V)	
	○ 10: 10'							
	○ 16: 16'							
	○ C: Custom							

LEDOLOGY®

WWW.LEDOLOGY.COM

FUSION™

WALL LED

TYPE:

PROJECT NAME:



SPECIFICATION SHEET