

LATY™










WALL/CEILING LED SYSTEM

TYPE:

PROJECT NAME:



SPECIFICATION SHEET

	105°
	3000K / 4000K
	40
	>80
	A+
	0
	Matte black
	Satin white
	

LATY

WALL / CEILING SYSTEM

Characterized by a dark cut on its surface, which contrasts with the light cast from the sides of the luminaire, Laty is a modular double emission luminaire for wall or ceiling. It is made from epoxy polyester powder coated aluminium and it is equipped with a frosted polycarbonate screen and LED light sources. This fixture requires a 24Vdc remote driver (to be ordered separately) which, for maintenance purposes, must be placed in an inspection box at a distance of no more than 10 metres. Its degree of protection against the penetration of dust, solid objects and liquids is IP40.

 LEDODOLOGY®

WWW.LEDOLOGY.COM

LATY™

WALL/CEILING LED SYSTEM

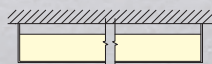
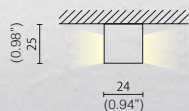
TYPE:

PROJECT NAME:

LATY

CODE	W	Lm (3000K)
L25A7-603.L100...*	2x12 (2x120 led)	2x1200
L25A7-603.L100...*	2x25 (2x280 led)	2x2500
L25A7-004L	End caps (pair)	
L250800/DIM	Dimming kit	
L250800/EM	Emergency kit with batteries	

**code per meter
remote driver not included*



Multiples of 50 mm*, max length 4m Cod. L25A7-603.L

Multiples of 30 mm*, max length 4m Cod. L25A7-604.L

***NOTICE:** add 17,4 mm on the total length of the composition.

SPECIFICATION SHEET