

LYNN™

WALL LED

TYPE:

PROJECT NAME:

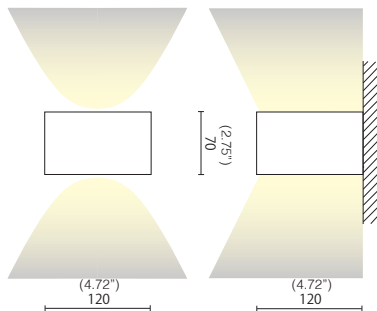
- 90°
- TC 3000K
- IP 44
- CRI >80
- EEL A+
- RG 0
- 08 Satin white



LYNN

WALL


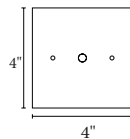
CODE	W	Lm
L25A9-652.30...	9	360



SPECIFICATION SHEET

Balance between design and light, Lynn is a double emission wall lamp made from epoxy polyester powder coated aluminium stabilized with UV rays. It is equipped with concentric lenses, Chip On Board technology high efficiency LED light sources and driver. Its degree of protection against the penetration of dust, solid objects and liquids is IP44.

INSTALLATION NOTE:
Comes with 4" SQUARE backplate to cover the junction box



LEDOLOGY®

WWW.LEDOLOGY.COM

LYNN

WALL LED

TYPE:

PROJECT NAME:



SPECIFICATION SHEET