

ROY™

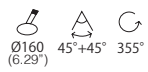
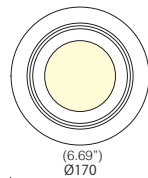
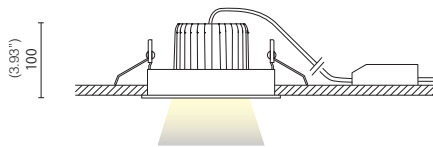
RECESSED LED










TYPE:

PROJECT NAME:

CODE	W	Lm (3000K)
L25A5-662.22...	17	2240
L25A5-662.28...	25	3025
L25A5-662.33...	33	3755

/DIMM2 DALI dimmer
/DIMM3 DIM-switch dimmer



-  42° (20° on request)
-  TC 3000K / 4000K
-  IP 23
-  CRI 93 (>80 on request)
-  EEI A++
-  RG 1
-  08 Satin white
-  D Driver included
- 

ROY

RECESSED

Roy is a discreet adjustable recessed light. It is made from die-cast aluminium and it is equipped with a Chip On Board technology high efficiency LED light source and a remote driver. Its degree of protection against the penetration of dust, solid objects and liquids is IP23.

SPECIFICATION SHEET

ROY™
RECESSED LED

TYPE:

PROJECT NAME:



SPECIFICATION SHEET