









SHARP™

WALL/CEILING LED

TYPE:

PROJECT NAME:

-  360°
-  TC 3000K / 4000K
-  IP 40
-  CRI >80
-  EEI A++
-  RG 0
-  08 Satin white
- 

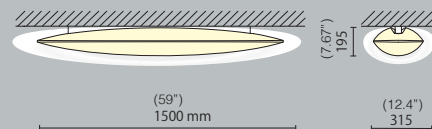
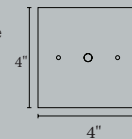


SHARP

WALL / CEILING

A strong personality expressed by elegant and harmonious curves. Sharp is a wall/ceiling luminaire for diffuse lighting which relates beauty to high performances and considerable long-term energy savings. It is made from epoxy polyester powder coated aluminium and it is equipped with a frosted polyethylene diffuser, a high efficiency LED light source and driver. Its degree of protection against the penetration of dust, solid objects and liquids is IP40.

INSTALLATION NOTE:
Comes with 4" SQUARE backplate
to cover the junction box



SPECIFICATION SHEET

CODE	W	Lm (3000K)
L25A4-630.036...	36	4400
L25A4-631.048...	48	6000

/DIMM2 dimmerabile protocollo DALI
/DIMM3 dimmerabile switch-DIM

LEDOLOGY®

WWW.LEDOLOGY.COM

SHARP™
WALL/CEILING LED

TYPE:

PROJECT NAME:



SPECIFICATION SHEET