

# SIRIUS™

## RECESSED LED

TYPE:

PROJECT NAME:



MODEL #

FINISH

LED COLOUR

OPTIC

WATTAGE

DRIVER

VOLTAGE



Plafone a parete ad emissione doppia, tripla o quadrupla, ideale per l'illuminazione di ingressi, portici, edifici e colonne.

Double, triple or quadruple emission wall spotlight, ideal for the lighting of entrances, arcades, buildings and columns.

<b>Materiale</b>	Corpo e basetta a scomparsa in alluminio anticorrosivo Vetro temperato trasparente N° 3 finiture standard
<b>N° Led</b>	2x1/2W - 3x1/2W - 4x1/2W (Forma 2-3-4)
<b>Potenza assorbita</b>	2/4W - 3/6W - 4/8W (Forma 2-3-4) 3/4W - 4/6W - 5/8W (230V ac) (Forma 2-3-4)
<b>Collegamento</b>	- In parallelo 24V dc - A rete 230V ac
<b>Cablaggio</b>	Fornito con 25 cm di cavo
<b>Installazione</b>	Con 2 viti a scomparsa (fornite) e grani di fissaggio
<b>Alimentatore</b>	(non inclusa) 24V dc p. 427
<b>Fotometrie</b>	p. 409 - p. 410
<b>Note</b>	Versione 24V equipaggiata con D.O.B. System Versione 230V 3 e 4 LED, solo IP40

<b>Material</b>	Body and support made of anticorrosive aluminium Tempered transparent glass No. 3 standard finishings
<b>Led no.</b>	2x1/2W - 3x1/2W - 4x1/2W (Option 2-3-4)
<b>Power absorption</b>	2/4W - 3/6W - 4/8W (Option 2-3-4) 3/4W - 4/6W - 5/8W (230V ac) (Option 2-3-4)
<b>Connection</b>	- Parallel connection 24V dc - 230V ac
<b>Wiring</b>	Provided with a 25cm long cable
<b>Installation</b>	With 2 screws (included) and setscrews
<b>Power supply</b>	(not included) 24V dc p. 427
<b>Photometries</b>	p. 409 - p. 410
<b>Note</b>	24V version equipped with D.O.B. System 230V version (3 and 4 leds), only IP40



OFFICATION SHEET

# LEDOLOGY®

WWW.LEDOLOGY.COM

# SIRIUS™

RECESSED LED

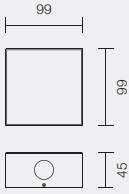
TYPE:

PROJECT NAME:



MODEL # FINISH LED COLOUR OPTIC WATTAGE DRIVER VOLTAGE

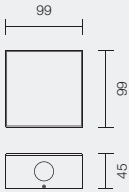
## sirius dual



IP54 CE F III Supply V Supply R kg 0,770

CODE	OPTIONS	SUPPLY	N°LED	LED COLOUR	OPTICS	WATT	FINISHING	DIMMER
L6SIR	2 Dual em.	V CV	2	1 6000°K 2 4000°K 3 3000°K W 2700°K 4 Red 5 Green 6 Blue	1 15° 2 30° 3 60°	1 2	A Anod. alu. B White RAL9003 R Cor-ten	D Dimmer
L6SIR	2 Dual em.	R 230V ac	2	1 6000°K 2 4000°K 3 3000°K W 2700°K 4 Red 5 Green 6 Blue	1 15° 2 30° 3 60°	1	A Anod. alu. B White RAL9003 R Cor-ten	
IP40								

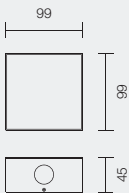
## sirius triple



IP54 CE F III Supply V Supply R kg 0,770

CODE	OPTIONS	SUPPLY	N°LED	LED COLOUR	OPTICS	WATT	FINISHING	DIMMER
L6SIR	3 Triple em.	V CV	3	1 6000°K 2 4000°K 3 3000°K W 2700°K 4 Red 5 Green 6 Blue	1 15° 2 30° 3 60°	1 2	A Anod. alu. B White RAL9003 R Cor-ten	D Dimmer
L6SIR	3 Triple em.	R 230V ac	3	1 6000°K 2 4000°K 3 3000°K W 2700°K 4 Red 5 Green 6 Blue	1 15° 2 30° 3 60°	1	A Anod. alu. B White RAL9003 R Cor-ten	
IP40								

## sirius quad



IP54 CE F III Supply V Supply R kg 0,770

CODE	OPTIONS	SUPPLY	N°LED	LED COLOUR	OPTICS	WATT	FINISHING	DIMMER
L6SIR	4 Quad em.	V CV	4	1 6000°K 2 4000°K 3 3000°K W 2700°K 4 Red 5 Green 6 Blue	1 15° 2 30° 3 60°	1 2	A Anod. alu. B White RAL9003 R Cor-ten	D Dimmer
L6SIR	4 Quad em.	R 230V ac	4	1 6000°K 2 4000°K 3 3000°K W 2700°K 4 Red 5 Green 6 Blue	1 15° 2 30° 3 60°	1	A Anod. alu. B White RAL9003 R Cor-ten	
IP40								

SPECIFICATION SHEET