

X SPOT™ 200

Bulkhead Downlight

TYPE:

PROJECT NAME:

MODEL #

FINISH

LED COLOR

OPTIC

DRIVER

VOLTAGE



Aluminium body, corrosion resistant.
Die-cast aluminium locking flange, corrosion resistant.
Protection by means of iridite, epoxy powder base coating and polyester painting.
A4 stainless steel screws.
12mm flat tempered glass cover.

Protection rating: IP65
Breaking strength: IK 08

*Corps en aluminium résistant à la corrosion.
Cadre de fermeture en aluminium moulé sous pression résistant à la corrosion.
Protection de l'ensemble par traitement d'iridite avec primaire aux poudres époxy et peinture polyester.
Vis en acier inoxydable A4.
Diffuseur en verre trempé plat de 12mm d'épaisseur.*

*Degré de protection: IP65
Résistance à la rupture: IK 08*

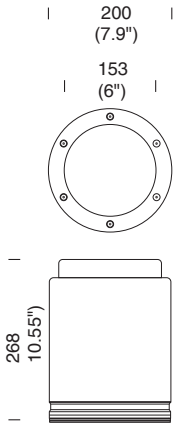
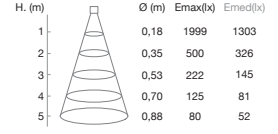
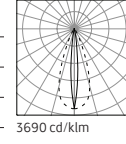

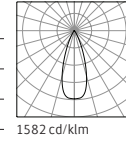
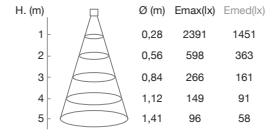
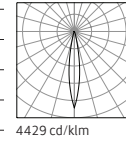
SPECIFICATION SHEET

LEDOLOGY®

WWW.LEDOLOGY.COM



Code	Description	Version	Beam	Power Supply	Lumen	CI
L84 26 413	12 LED x 1,2W	3200K	2 x 15°	220-240V 50/60Hz	792	I
L84 26 463	12 LED x 1,2W	4000K	2 x 15°	220-240V 50/60Hz	864	I
L84 26 473	12 LED x 1,2W	6500K	2 x 15°	220-240V 50/60Hz	960	I
L84 26 403	12 LED x 1,2W	RGB	2 x 15°	350mA*		III
4429 cd/klm						
L84 26 418	12 LED x 1,2W	3200K	2 x 25°	220-240V 50/60Hz	792	I
L84 26 468	12 LED x 1,2W	4000K	2 x 25°	220-240V 50/60Hz	864	I
L84 26 478	12 LED x 1,2W	6500K	2 x 25°	220-240V 50/60Hz	960	I
L84 26 408	12 LED x 1,2W	RGB	2 x 25°	350mA*		III
1582 cd/klm						
L84 26 417	12 LED x 1,2W	3200K	Elliptical	220-240V 50/60Hz	792	I
L84 26 467	12 LED x 1,2W	4000K	Elliptical	220-240V 50/60Hz	864	I
L84 26 477	12 LED x 1,2W	6500K	Elliptical	220-240V 50/60Hz	960	I
L84 26 407	12 LED x 1,2W	RGB	Elliptical	350mA*		III
3690 cd/klm						



Accessories | Accessoires

L89 18 655 Sandblasted filter | *Filtre Sablé*

L89 56 055 Regobox Power IR power supply unit (max. 36 LED) | *Driver DMX pour 36 LED, Regobox IR 350mA*

L89 56 080 Concept Design IR power supply unit (max. 288 LED) | *Driver DMX pour 288 LED, Concept Design IR 350mA*

L89 56 067 Cable to connect power supply units and fixtures - 5,0 m in length | *Câble de connexion Driver/appareils - longueur 5,0 m*

L89 17 010 T-CON connector with box (to be resined) | *Connecteur T-CON pour dérivation avec boîte à résiner*

L89 56 063 Two-components resin (up to 5 T-CON connectors) | *Résine bicomposants (pour max 5 connecteurs T-CON)*

L89 56 062 6-channels IP20 HUB | *HUB 6 canaux (IP20)*

L89 56 081 DMX cable to connect power supply units - 0,4 m in length | *Câble DMX pour la connexion des Drivers - longueur 0,4 m*

L89 56 065 IR remote control kit for Regobox | *Télécommande pour Regobox IR*

L89 56 082 IR remote control kit for Concept Design | *Télécommande pour Concept Design IR*

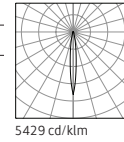
L89 56 066 Light Drive panel kit | *Panneau de contrôle Light Drive*

L89 56 078 Optional remote control for Light Drive panel | *Télécommande pour panneau Light Drive*

350mA* - External to be ordered separately | *350mA* - Externe à commander séparément*

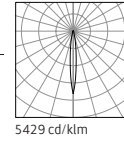


Code	Description	Version	∠	Power Supply	Lumen	Cl
L85 35 068	HIT-CE 35W	G12	2 x 6°	230V 50Hz	3600	I



H. (m)	Ø (m)	E _{max} (lx)	E _{med} (lx)
3	0,58	1990	1224
6	1,16	498	306
9	1,74	221	136
12	2,32	124	76
15	2,90	80	49

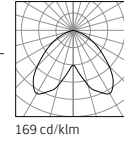
L85 35 062	HIT-CE 70W	G12	2 x 6°	230V 50Hz	7300	I
------------	------------	-----	--------	-----------	------	---



H. (m)	Ø (m)	E _{max} (lx)	E _{med} (lx)
4	0,77	2239	1377
8	1,55	560	344
12	2,32	249	153
16	3,09	140	86
20	3,87	90	55



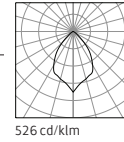
L85 35 067	TC-TEL 26/32W	GX24q-3	2 x 30°	220-240V 0/50/60Hz	2400	I
------------	---------------	---------	---------	--------------------	------	---



H. (m)	Ø (m)	E _{max} (lx)	E _{med} (lx)
0,6	0,73	825	370
1,2	1,46	206	93
1,8	2,19	92	41
2,4	2,92	52	23
3	3,65	33	15

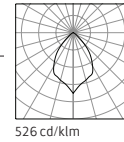


L85 35 069	HIT-CE 35W	G12	2 x 34°	230V 50Hz	3600	I
------------	------------	-----	---------	-----------	------	---

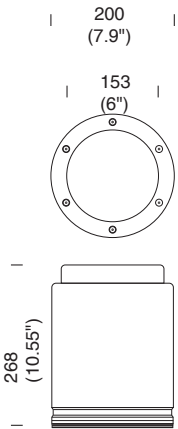


H. (m)	Ø (m)	E _{max} (lx)	E _{med} (lx)
0,6	0,87	4820	2133
1,2	1,74	1205	533
1,8	2,61	536	237
2,4	3,48	301	133
3	4,34	193	85

L85 35 066	HIT-CE 70W	G12	2 x 34°	230V 50Hz	7300	I
------------	------------	-----	---------	-----------	------	---



H. (m)	Ø (m)	E _{max} (lx)	E _{med} (lx)
1	1,45	3471	1536
2	2,90	868	384
3	4,34	386	171
4	5,79	217	96
5	7,24	139	61



Accessories | Accessoires

L89 18 655	Sandblasted filter <i>Filtre Sablé</i>
L89 18 650	Ellipsoidal filter <i>Filtre Ellipsoïdale</i>
L89 18 651	Blue filter <i>Filtre Bleu</i>
L89 18 652	Red filter <i>Filtre Rouge</i>
L89 18 653	Green filter <i>Filtre Vert</i>
L89 18 654	Yellow filter <i>Filtre Jaune</i>