

ASY™

WALL/CEILING LED SYSTEM

TYPE:











PROJECT NAME:

ASY

WALL / CEILING SYSTEM



Designed to cast a soft and asymmetrical beam, Asy is a modular single emission luminaire for wall or ceiling. It is made from extruded epoxy polyester powder coated aluminum and it is equipped with a frosted polycarbonate screen and LED light sources. This fixture requires a 24Vdc remote driver which, for maintenance purposes, must be placed in an inspection box at a distance of no more than 10 metres. Its degree of protection against the penetration of dust, solid objects and liquids is IP40.

-  -
-  TC 3000K / 4000K
-  IP 40
-  CRI >80
-  EEI A+
-  RG 0
-  02 Matte black
-  09 Satin white
-  20 Anodized natural
- 

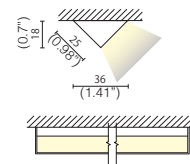


SPECIFICATION SHEET

ASY

CODE	W	Lm (3000K)
L25A7-603.A100...*	12 (120 led)	1200
L25A7-604.A100...*	25 (280 led)	2500
L25A7-004A	End caps (pair)	
L250800/DIM	Dimming kit	
L250800/EM	Emergency kit with batteries	

*code per meter
remote driver not included



Multiples of 50 mm*, max length 4m Cod. L25A7-603.A

Multiples of 30 mm*, max length 4m Cod. L25A7-604.A

*NOTICE: add 17,4 mm on the total length of the composition.

LEDOLOGY®

A **Luminart** BRAND

WWW.LUMINARTLIGHTING.COM